

## Maths WB 08.06.20

Each day's work links to a teaching video available at <https://whiterosemaths.com/homelearning/year-4/>.

Select Summer – Week 7 and the lesson that you are completing. The activity sheet linked to the lesson is the same as the questions in this pack. The answers are also available via the website.


### Monday 8<sup>th</sup> June 2020

LO: Recognise tenths as decimals


To start this week, we would like you to practise recognising tenths as decimals. Think about the place value chart. Where is the tenths column? Don't confuse it with the tens column! Tenths come after (to the right of) the decimal point because they are less than one.

1 Shade the bar models to represent the amounts.


a) 7 tenths



b)  $\frac{4}{10}$



c) 0.3

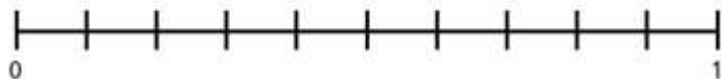


2 Complete the table to show the fractions and decimals the bar models represent.

Bar model	Fraction	Decimal

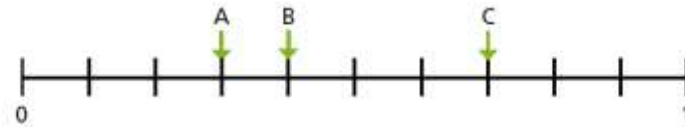
3 Write each fraction and decimal in the correct place on the number line.

$\frac{2}{10}$       0.6       $\frac{9}{10}$       0.1



4 Work out the values of A, B and C.

Give your answers as fractions and decimals.



Fraction	or	Decimal
A <input style="width: 40px; height: 20px;" type="text"/>	or	<input style="width: 40px; height: 20px;" type="text"/>
B <input style="width: 40px; height: 20px;" type="text"/>	or	<input style="width: 40px; height: 20px;" type="text"/>
C <input style="width: 40px; height: 20px;" type="text"/>	or	<input style="width: 40px; height: 20px;" type="text"/>

5 Match the equivalent fractions, decimals and words.

$\frac{3}{10}$

0.7

four tenths

$\frac{9}{10}$

0.3

one tenth

$\frac{7}{10}$

0.4

three tenths

$\frac{4}{10}$

0.1

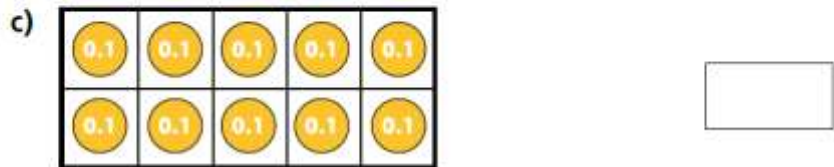
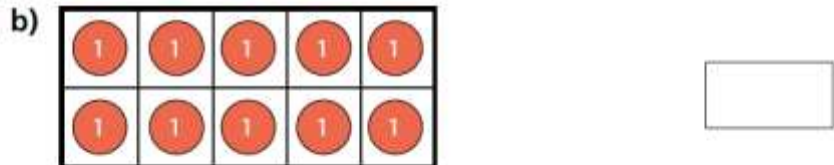
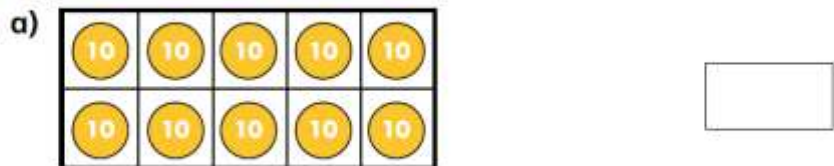
nine tenths

$\frac{1}{10}$

0.9

seven tenths

6 What is the total value represented by each ten frame?



7

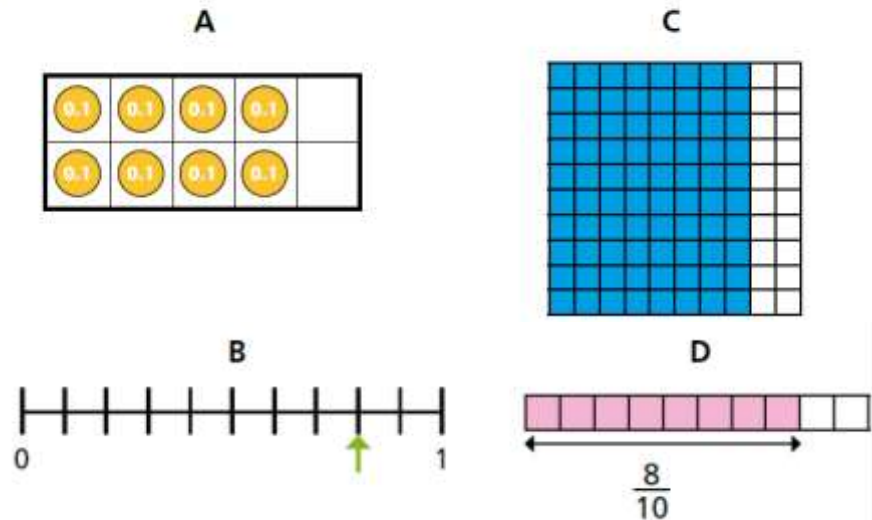


Nine tenths  
can be written 0.9, so ten  
tenths must be 0.10

Do you agree with Ron? \_\_\_\_\_

Explain your answer.

8 Eight tenths can be represented in all of the ways shown.



Which do you think is the best representation? \_\_\_\_\_

Discuss your answer with a partner.

Represent six tenths in each different way.

# Tenths and Hundredths Place Value Grid

Hundreds	Tens	Ones ●	Tenths	Hundredths

## Maths WB 08.06.20

Each day's work links to a teaching video available at <https://whiterosemaths.com/homelearning/year-4/>.

Select Summer – Week 7 and the lesson that you are completing. The activity sheet linked to the lesson is the same as the questions in this pack. The answers are also available via the website.

**Tuesday 9<sup>th</sup> June 2020**

LO: Divide 2 digits by 10

Today, we would like you to practise dividing 2 digits by 10. Think about the place value chart. When we divide by ten, we move each digit one column to the right, making the number ten times smaller.


- 1 a) The array shows 20 shared between 10



Complete the calculation.

$$20 \div 10 = \square$$

- b) The array shows 4 shared between 10



Complete the calculation.

$$4 \div 10 = \square$$

- c) Complete the calculation.

$$24 \div 10 = \square$$

Compare answers with a partner.

- 2 a) Draw counters to represent 30 on the place value chart.

Tens	Ones	Tenths

Complete the division.

$$30 \div 10 = \square$$

Draw counters to show your answer on the place value chart.

Tens	Ones	Tenths

- b) Draw counters to show 35 on the place value chart.

Tens	Ones	Tenths

Complete the division.

$$35 \div 10 = \square$$

Draw counters to show your answer on the place value chart.

Tens	Ones	Tenths

- c) What do you notice about your answers in a) and b)?


- d) Complete the sentence.

*When dividing by 10,*

*you move the counters \_\_\_\_\_*

*place to the \_\_\_\_\_.*

3



You can't share  
13 between 10 because 13 is  
not a multiple of 10

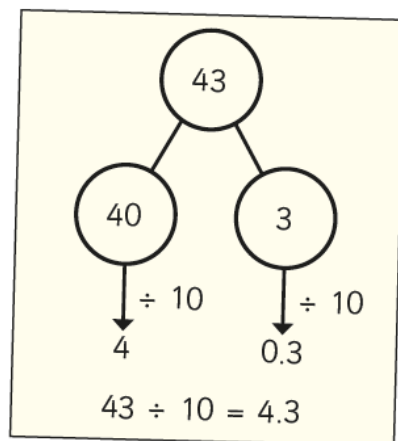
Do you agree with Rosie? \_\_\_\_\_

Explain your answer.

4

Dexter is calculating  $43 \div 10$

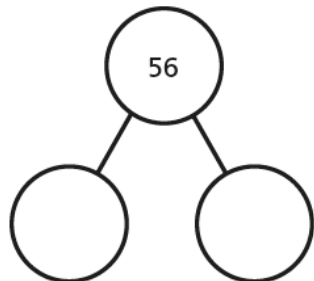
Here are Dexter's workings.



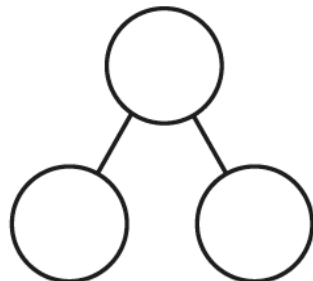
a) Talk to a partner about why Dexter's method works.

b) Use Dexter's method to complete the divisions.

$$56 \div 10 = \square$$



$$71 \div 10 = \square$$



5

Complete the divisions.

a)  $37 \div 10 = \square$

e)  $80 \div 10 = \square$

b)  $11 \div 10 = \square$

f)  $\square = 29 \div 10$

c)  $48 \div 10 = \square$

g)  $\square \div 10 = 6.3$

d)  $99 \div 10 = \square$

h)  $3.9 = \square \div 10$

6

This Gattegno chart shows the number 37

100	200	300	400	500	600	700	800	900
10	20	30	40	50	60	70	80	90
1	2	3	4	5	6	7	8	9
0.1	0.2	0.3	0.4	0.5	0.6	0.7	0.8	0.9
0.01	0.02	0.03	0.04	0.05	0.06	0.07	0.08	0.09

a)

I need to move  
the counters one place  
to the left, so  
 $37 \div 10 = 26$



Do you agree with Teddy? \_\_\_\_\_

Explain your answer.

---



---

b) How can you use a Gattegno chart to divide by 10?

## Maths WB 08.06.20

Each day's work links to a teaching video available at <https://whiterosemaths.com/homelearning/year-4/>.

Select Summer – Week 7 and the lesson that you are completing. The activity sheet linked to the lesson is the same as the questions in this pack. The answers are also available via the website.

### Wednesday 10<sup>th</sup> June 2020

LO: Hundredths as decimals

Today, we would like you to practise recognising hundredths as decimals. Think about the place value chart. Which column is the hundredths column?  
Don't confuse it with the hundreds! The hundredths column is two columns to the right of the decimal point

1 Complete the table.

Hundred square	Words	Fraction	Decimal
	thirty-six hundredths		
		$\frac{82}{100}$	
			0.27
	seven tenths		
			0.3

2 Draw decimal place value counters to represent the numbers.

a) 0.03



c) 0.63



b) 0.6



d) 0.36



3 The counters represent tenths and hundredths.



a) Match the decimals to the groups of counters.

0.04

0.4

0.14

0.41



b) Write each decimal as a fraction.

0.4 =

0.04 =

0.14 =

0.41 =

4

3 hundreds is  
the same as  $\frac{3}{100}$



Is Rosie correct? \_\_\_\_\_

Explain your answer.

---

---

5

Match the decimals to the descriptions.

Some of the numbers can be described in two ways.

1.3

one tenth and three hundredths

thirty hundredths

0.03

one and three tenths

thirteen tenths

0.3

thirteen hundredths


three tenths

0.13

three hundredths

6

Shade the hundred squares to represent 12 hundredths in three different ways.



Compare answers with a partner.

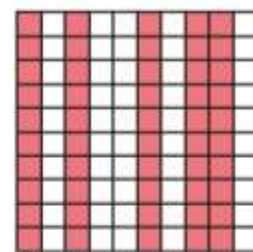
What is the same? What is different?

7

0.6 of the  
hundred square  
is shaded.



Dora



6 tenths of the  
hundred square  
is shaded.



Ron

0.60 of the  
hundred square  
is shaded.



Whitney

60 hundredths  
of the hundred square  
is shaded.



Jack

Who do you agree with? \_\_\_\_\_

Explain why.

---

## Maths WB 08.06.20

Each day's work links to a teaching video available at <https://whiterosemaths.com/homelearning/year-4/>.

Select Summer – Week 7 and the lesson that you are completing. The activity sheet linked to the lesson is the same as the questions in this pack. The answers are also available via the website.

**Thursday 11<sup>th</sup> June 2020**

LO: Dividing one and two digits by 100

Today, we would like you to practise recognising hundredths as decimals. Think about the place value chart. When we divide by 100, we need to move two columns to the right to make the number 100 times smaller.

- 1 a) Draw counters to show 8 on the place value chart.

Ones	Tenths	Hundredths

- b) Complete the division.

$$8 \div 100 = \square$$

- c) Draw counters to show your answer on the place value chart.

Ones	Tenths	Hundredths

What do you notice?

- 2 a) Draw counters to show 80 on the place value chart.

Tens	Ones	Tenths	Hundredths

- b) Complete the division.

$$80 \div 100 = \square$$

- c) Draw counters to show your answer on the place value chart.

Tens	Ones	Tenths	Hundredths

What do you notice?

- 4 Complete the calculations.

a)  $3 \div 100 = \square$

d)  $\square = 60 \div 100$

b)  $90 \div 100 = \square$

e)  $\square \div 100 = 0.5$

c)  $\square = 5 \div 100$

f)  $0.02 = \square \div 100$

- 5 Dora is working out  $48 \div 100$  using a place value chart.

Tens	Ones	Tenths	Hundredths
●●●●	●●●● ●●●●		



To divide by 100 you move two places to the right, so  $48 \div 100$  is 40.08

Tens	Ones	Tenths	Hundredths
●●●●			●●●● ●●●●

- a) Explain the mistake that Dora has made.

---



---

- b) Complete the division.

$$48 \div 100 = \square$$



6 This Gattegno chart shows the number 37

10	20	30	40	50	60	70	80	90
1	2	3	4	5	6	7	8	9
0.1	0.2	0.3	0.4	0.5	0.6	0.7	0.8	0.9
0.01	0.02	0.03	0.04	0.05	0.06	0.07	0.08	0.09

a) Explain how you would work out  $37 \div 100$  using this chart.

---



---

Compare answers with a partner.

b) Use the Gattegno chart to complete the division.

$$92 \div 100 = \boxed{\phantom{00}}$$

c) Use the Gattegno chart to complete the division.

$$19 \div 100 = \boxed{\phantom{00}}$$

7 Complete the calculations.

a)  $31 \div 100 = \boxed{\phantom{00}}$

e)  $\boxed{\phantom{00}} = 29 \div 100$

b)  $60 \div 100 = \boxed{\phantom{00}}$

f)  $\boxed{\phantom{00}} \div 100 = 0.58$

c)  $\boxed{\phantom{00}} = 85 \div 100$

g)  $0.5 = \boxed{\phantom{00}} \div 100$

d)  $0.01 = \boxed{\phantom{00}} \div 100$

h)  $0.3 = 30 \div \boxed{\phantom{00}}$

8 Complete the calculations.

a)  $36 \div 10 = \boxed{\phantom{00}}$

b)  $91 \div 10 = \boxed{\phantom{00}}$

$$36 \div 100 = \boxed{\phantom{00}}$$

$$91 \div 100 = \boxed{\phantom{00}}$$

$$36 \div 10 \div 10 = \boxed{\phantom{00}}$$

$$91 \div 10 \div 10 = \boxed{\phantom{00}}$$

What do you notice?

9

Dividing by 100 is always the same as dividing by 10 twice.



Do you agree with Amir? \_\_\_\_\_

Explain your answer.

10 Roll two dice to make two 2-digit numbers.

Divide your numbers by 100. Record your answer. Roll again.

Here is an example.



$36 \div 100$  and  $63 \div 100$

$$\boxed{\phantom{00}} \div 100 = \boxed{\phantom{00}} \text{ and } \boxed{\phantom{00}} \div 100 = \boxed{\phantom{00}}$$

$$\boxed{\phantom{00}} \div 100 = \boxed{\phantom{00}} \text{ and } \boxed{\phantom{00}} \div 100 = \boxed{\phantom{00}}$$

What is the greatest possible answer you can get?

What is the smallest possible answer?

Friday 12th June 2020

LO: Arithmetic: Today we'd like you to practise some mental arithmetic. You may use the space underneath the questions for your workings out!

1  $309 - 100 =$



1 mark

4  $\frac{7}{10} - \frac{3}{10} =$



1 mark

2  $289 + 400 =$



1 mark

5  $287 + 1000 =$



1 mark

3  $75 \div 5 =$



1 mark

6  $9601 - 476 =$



1 mark

7  $56 \times 1 =$



1 mark

10  $4.13 - 0.08 =$



1 mark

8  $291 \times 4 =$



1 mark

11  $98 \div 100 =$



1 mark

9  $\frac{2}{3} + \frac{2}{3} =$



1 mark

12  $\frac{1}{5}$  of 35 =



1 mark