

Maths WB 15.06.20

Each day's work links to a teaching video available at <https://whiterosemaths.com/homelearning/year-4/>. Select Summer – week 8 lesson 1

Monday 15th June 2020

LO: Write decimals

To start this week, we would like you to practise writing decimals

1 Make the number represented on each of the place value charts.

Complete the sentences to describe each number.

a)

Ones	Tenths	Hundredths
1 1 1	0.1 0.1	0.01 0.01 0.01 0.01 0.01

There are ones,
 tenths and
 hundredths.

The number is

b)

Ones	Tenths	Hundredths
	0.1 0.1 0.1 0.1 0.1	0.01 0.01 0.01 0.01 0.01

There are ones,
 tenths and
 hundredths.

The number is

c)

Ones	Tenths	Hundredths
1 1 1		0.01 0.01 0.01 0.01 0.01 0.01 0.01

There are ones,
 tenths and
 hundredths.

The number is

d)

Ones	Tenths	Hundredths
1 1 1	0.1 0.1 0.1 0.1 0.1 0.1 0.1	

There are ones,
 tenths and
 hundredths.

The number is

2 Make each number on a place value chart.

Write the value of the underlined digit.

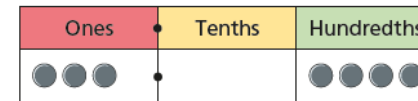
a) 6.31 _____

b) 12.09 _____

c) 0.07 _____

d) 56.82 _____

3 Alex says the number on the place value chart is 3.4



Do you agree with Alex? _____

Explain your answer.

4 Fill in the zeros needed as placeholders for each number.

T	O	Tths	Hths
3	2		4

T	O	Tths	Hths
		5	

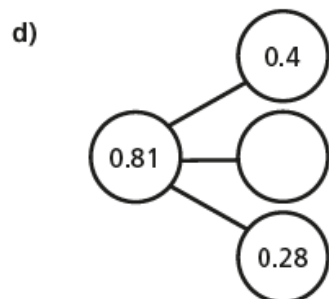
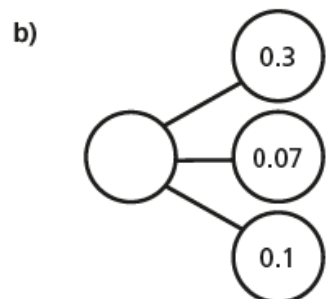
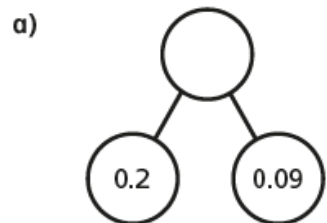
T	O	Tths	Hths
	2		4

T	O	Tths	Hths
	2		

T	O	Tths	Hths
			4

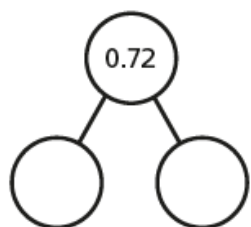
T	O	Tths	Hths
3		5	

5 Complete the part-whole models.



6 Here is a part-whole model.

Partition 0.72 in three different ways and complete the number sentences.



+ = 0.72

+ = 0.72

+ = 0.72

7 Eva is asked to show 10 tenths on a place value chart.

Here is her answer.

Ones	Tenths	Hundredths
	●●●●●●●●●●	

Is Eva correct?

8 Here are five number cards.

Annie, Rosie, Jack, Dora and Whitney take one card each.



Use the clues to work out which number they each have.

Annie Dora Whitney

Rosie Jack

Tenths and Hundredths Place Value Grid

Hundreds	Tens	Ones ●	Tenths	Hundredths

Maths WB 15.06.20

Today's teaching video is available at <https://whiterosemaths.com/homelearning/year-4/>. Select Summer – Week 8 and lesson 2.

Tuesday 16th June 2020

LO: Compare decimals

Today, we would like you to practise comparing decimals using $<$, $>$ and $=$. Don't forget to think about the $<$ as $>$ as crocodiles: the crocodile eats the bigger number, so the open end points towards the bigger number.

1 Write $<$ or $>$ to compare the decimals.

a)

0	Tths	Hths
	0.1 0.1	0.01 0.01 0.01 0.01

 \bigcirc

0	Tths	Hths
	0.1 0.1 0.1	0.01 0.01 0.01 0.01 0.01

b)

0	Tths	Hths
1 1 1	0.1	0.01 0.01 0.01 0.01 0.01

 \bigcirc

0	Tths	Hths
1 1 1	0.1 0.1 0.1	0.01 0.01 0.01 0.01 0.01 0.01

c)

0	Tths	Hths
1 1 1	0.1	0.01 0.01 0.01 0.01 0.01 0.01

 \bigcirc

0	Tths	Hths
1 1	0.1 0.1	0.01 0.01 0.01 0.01 0.01

d)

0	Tths	Hths
1 1	0.1 0.1	0.01 0.01 0.01 0.01 0.01 0.01

 \bigcirc

0	Tths	Hths
1 1	0.1 0.1	0.01 0.01 0.01 0.01 0.01

Did you have to compare all the columns for every question?

2 Draw counters to make the statements correct.

a)

0	Tths	Hths
1 1 1	0.1	0.01 0.01 0.01 0.01

 $<$

0	Tths	Hths

b)

0	Tths	Hths
1 1 1	0.1	0.01 0.01 0.01 0.01

 $>$

0	Tths	Hths
1 1 1		

3 Write $<$ or $>$ to compare the decimals.

a)

0	Tths	Hths
7	6	8

 \bigcirc

0	Tths	Hths
7	0	2

b)

0	Tths	Hths
3	2	5

 \bigcirc

0	Tths	Hths
3	9	6

c)

0	Tths	Hths
0	4	1

 \bigcirc

0	Tths	Hths
0	2	9

d)

0	Tths	Hths
1	0	3

 \bigcirc

0	Tths	Hths
1	2	0

e)

0	Tths	Hths
2	7	2

 \bigcirc

0	Tths	Hths
2	7	1

4 Complete the place value charts to make the statements correct.

a)

0	Tths	Hths
6	2	8

 $<$

0	Tths	Hths

b)

0	Tths	Hths
3	2	6

 $>$

0	Tths	Hths
3		

c)

0	Tths	Hths
9	9	8

 $<$

0	Tths	Hths

d)

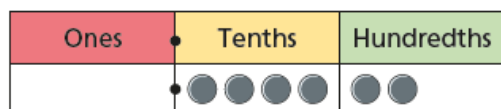
0	Tths	Hths
1	4	6

 $>$

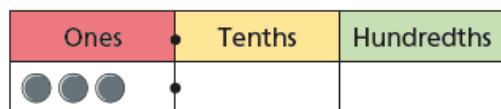
0	Tths	Hths
	8	

- 5 Ron and Amir have each made a number using counters on a place value chart.


Ron's looks like this:



Amir's looks like this:



My number is greater than Amir's, because I have used twice as many counters.

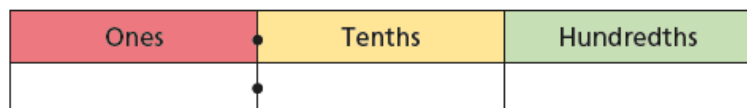


Do you agree with Ron? _____

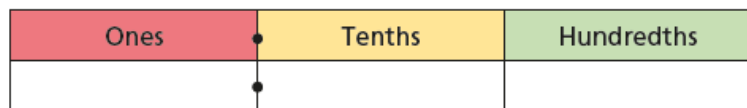
Explain your reasoning.

- 6 Draw exactly 8 counters in each chart to represent a number that matches each statement.

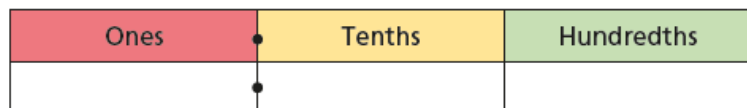
a) a number less than 0.76



b) a number more than 5.74



c) a number between 5.13 and 5.29



How many different answers are there for each statement?

- 7 Write $<$ or $>$ to compare the numbers.

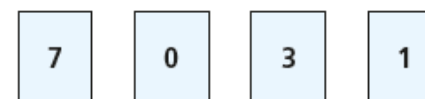
a) $3.2 \bigcirc 3.8$ c) $1 \bigcirc 0.99$
 b) $1.46 \bigcirc 1.43$ d) $0.16 \bigcirc 0.8$

- 8 Fill in the missing digits to make the statements correct.

a) $0.34 < 0.3_$ d) $1.3_ < 1.3_$
 b) $2.42 > 2.4_$ e) $2._2 > 2._2$
 c) $0.74 < 0._2$ f) $0.8_ < 0._9$

Is there more than one answer for each?

- 9 Here are four digit cards.



Use each digit card once to make this statement correct.

$$\square . \square > \square . \square$$

How many possible answers are there?

Maths WB 15.06.20

Today's teaching video is available at <https://whiterosemaths.com/homelearning/year-4/>. Select Summer – Week 8 and lesson 3.

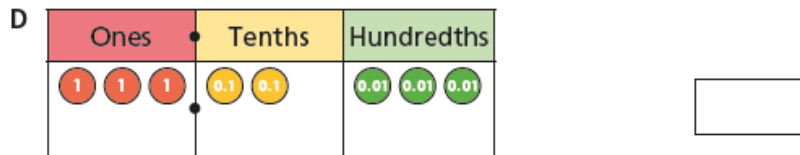
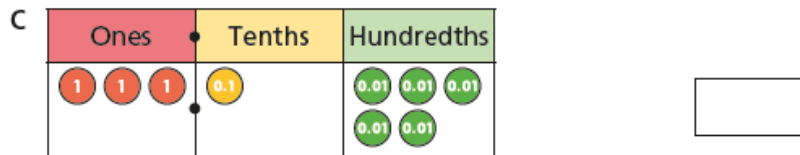
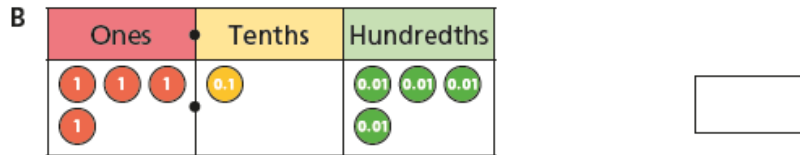
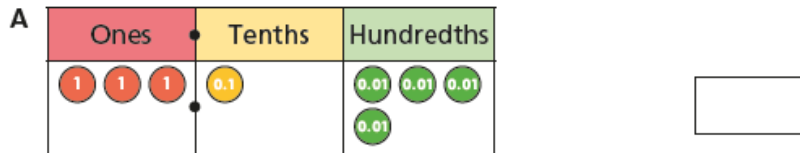
Wednesday 17th June 2020

LO: Order decimals

Today, we would like you to practise ordering decimals in ascending or descending order. Read the questions carefully to find out which one you need to do. Remember, ascending means going up (smallest to bigger) and descending means going down (biggest to smallest).

1 Here are four numbers on place value charts.

a) What number is represented in each place value chart?

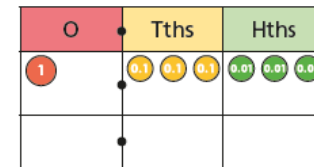
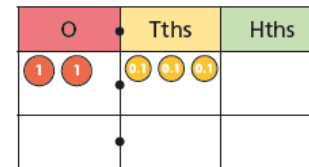
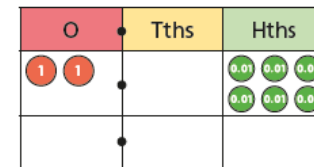
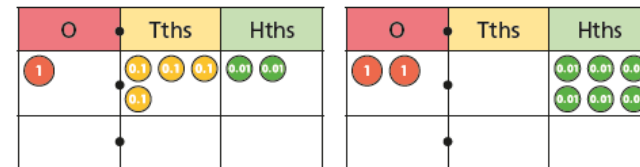


b) Write the numbers in ascending order.

smallest

greatest

2 a) Write digits to show the number represented in each place value chart.



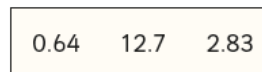
b) Write the numbers in ascending order.

3 Write the numbers in descending order.



4 Teddy's teacher asks him to put some numbers in ascending order.

Here is his answer.



Do you agree with Teddy? _____

5 Annie and Dexter are comparing the decimals 4.12 and 4.8



4.12 is greater than 4.8, because 12 is bigger than 8

Annie



4.12 is smaller than 4.8, because 12 hundredths is less than 8 tenths.

Dexter

Who do you agree with? _____

Explain your answer.

6 Write < or > to complete the statements.

Decide whether the numbers are ascending or descending in each part.

a) 3.2 ○ 3.8 ○ 3.9 _____

b) 0.41 ○ 0.38 ○ 0.25 _____

c) 4.2 ○ 4.17 ○ 4.085 _____

7 Write the numbers in ascending order.

a) 2.38 0.97 1.45 1.81

b) 0.64 0.7 0.09 0.46

c) 12.3 2 7.83 0.99

8 Tommy, Ron, Amir, Dora and Eva have measured their heights.



My height is 145 cm.

Tommy



I am 10 cm taller than Ron.

Amir

I am 1.4 m tall.



Ron

My height is 1.38 m.



Dora



I am 146 cm tall.

Eva

Write the children's names in order from shortest to tallest.

9 Here are two lists of numbers.

Use the digits 0 to 9 once each to complete the lists.

ascending order .4 .41 7. 9 .41

descending order .41 7. 9 .41 .4

Compare answers with a partner.

Is there more than one way to complete each list?

Maths WB 15.06.20

Today's teaching video is available at <https://whiterosemaths.com/homelearning/year-4/>. Select Summer – Week 8 and lesson 4.

Thursday 18th June 2020

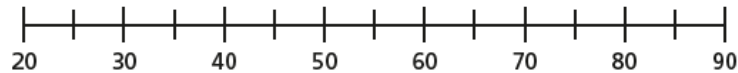
LO: Round decimals

Today, we would like you to practise rounding decimals. Remember, 5 and above rounds up, 4 and below rounds down. To help you remember, think about placing the numbers on a number line - which number on either side is it closer to?

1 Here are some number cards.



a) Draw arrows to estimate the position of the numbers on the number line.



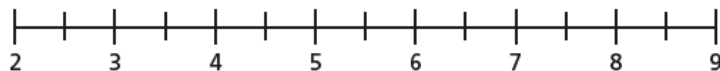
b) Use the numbers to complete the sentences.

- is closer to 50 than 40
 is closer to 30 than 20
 is closer to 80 than 90
 is closer to 60 than 70

2 Here are some number cards.



a) Draw arrows to estimate the position of the numbers on the number line.

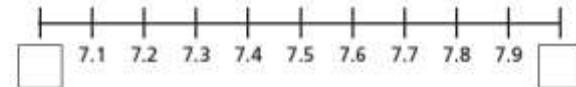


b) Use the numbers to complete the sentences.

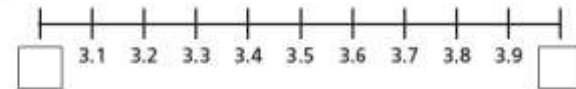
- is closer to 5 than 4
 is closer to 3 than 2
 is closer to 8 than 9
 is closer to 6 than 7

3 Fill in the integers on the number lines.

a)



b)

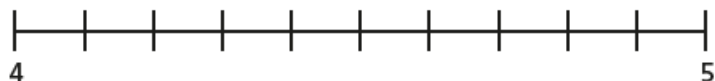


4 Which integers do the numbers lie between?

Fill in the boxes to make the statements correct.

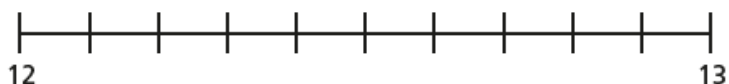
- a) < 1.4 <
b) < 34.8 <
c) < 0.7 <

- 5 a) Label 4.3 on the number line.



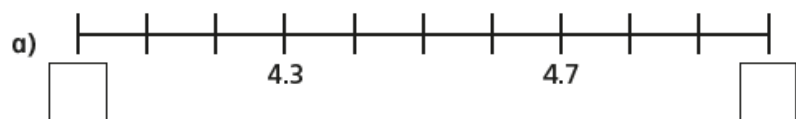
Is it closer to 4 or 5?

- b) Label 12.8 on the number line.



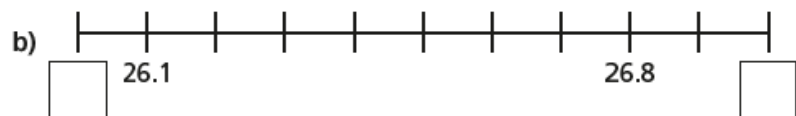
Is it closer to 12 or 13?

- 6 Complete the number lines and sentences.



is closer to than

is closer to than



is closer to than

is closer to than

- 7 Which numbers round up to the nearest whole number?

Circle your answers.

4.1 2.8 0.7 12.3 0.5 99.3

- 8 Round each decimal to the nearest whole number.

a) 1.8 e) 13.7

b) 4.2 f) 20.1

c) 0.9 g) 0.4

d) 1.5 h) 99.8

- 9 Ron is rounding 8.2 to the nearest whole number.



Because 2 tenths is less than 5 tenths, the number rounds down to 7

Do you agree with Ron? _____

Explain your answer.

- 10 Tommy is thinking of a number that has one decimal place.

When he rounds his number to the nearest whole, the answer is 32

What number could Tommy be thinking of?

Are there any other answers?

Friday 19th June 2020

LO: Arithmetic: Today we'd like you to practise some mental arithmetic. You may use the space underneath the questions for your workings out!

1 $105 + 100 =$



1 mark

4 $\frac{3}{7} + \frac{2}{7} =$



1 mark

2 $158 - 90 =$



1 mark

5 $1996 - 1000 =$



1 mark

3 $86 \times 8 =$



1 mark

6 $3622 + 5759 =$



1 mark

7 $7 \times 5 =$



1 mark

10 $7.2 + 0.9 =$



1 mark

8 $598 \times 8 =$



1 mark

11 $88 \div 10 =$



1 mark

9 $\frac{8}{9} - \frac{4}{9} =$



1 mark

12 $4.66 - 2.7 =$



1 mark