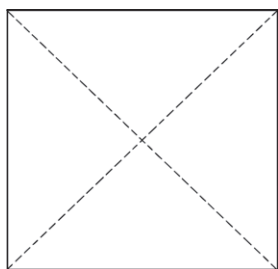


Fortune Teller

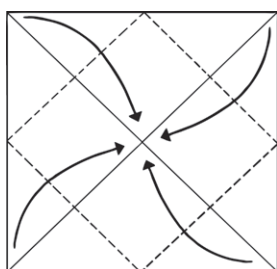
Instructions

1



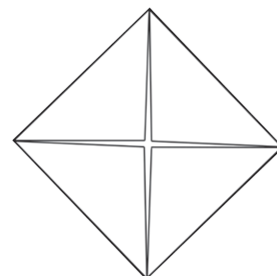
With pictures face down, fold on both diagonal lines. Unfold.

2



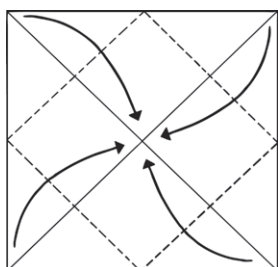
Fold all four corners to the centre.

3



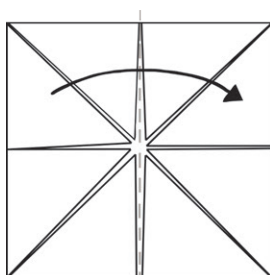
Turn paper over.

4



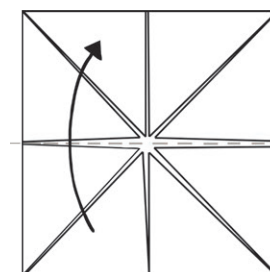
Once again, fold all corners to the centre.

5



Fold paper in half and unfold.

6



Fold in half from top to bottom. Do not unfold.

7



Slide thumbs and forefingers under the squares and move the fortune teller back and forth to play.

How to use the Fortune Teller

1. Choose the word type 'noun' or 'verb' from one of the four outer squares. Slide your fingers back and forth as you spell the letters of the word.
2. Choose one of the eight nouns/verbs on show in the inner sections.
3. Write a sentence on your whiteboard that uses your chosen spelling as either a noun or a verb.
4. If you manage to do this, score a point. First player to five points is declared the winner!

Challenge Task

Two of your spelling words are not included on the fortune teller template: support and present. Could you use both of them as verbs in the same sentence?

